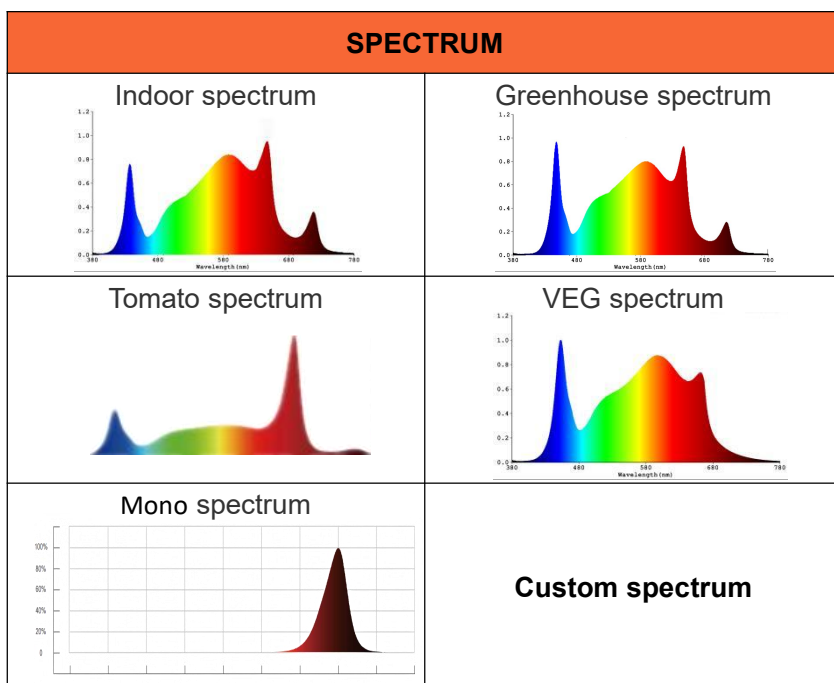




SPECIFICATIONS	
Light Distribution	120°
Input Voltage	90-305V AC, 50/60Hz
Mounting Height	≥ 2.9" (15cm) Above Canopy
Thermal Management	Passive
Max. Ambient Temperature	95°F / 35°C
Dimming	PWM/0-10V/RX
Materials	Aluminum alloy
IP Rate	IP65
Lifetime	50000H
Power Factor	>90%
Certifications	ETL DLC CE/ROHS
Warranty	3 Year Standard Warranty



PHOTON FLUX AND EFFICACY

SPECTRUM		Photon Flux (360-780nm) ($\mu\text{mol/s}$)	AC Power @ 230 V (W)	Efficacy (PPE) ($\mu\text{mol/J}$)
SL8	Indoor	2600	1000	2.6
	Greenhouse	2700	1000	2.7

DIMENSIONS AND WEIGHT

Fixture	Length	Width	Height	Weight
SL8-RO	27.9"/71cm	1.26"/32cm	5.7"/14.5cm	15.9kg
SL8-HO	27.9"/71cm	1.26"/32cm	5.7"/14.5cm	15.9kg
SL8-CO	27.9"/71cm	1.26"/32cm	5.7"/14.5cm	15.9kg

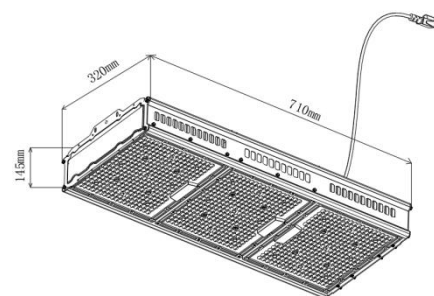
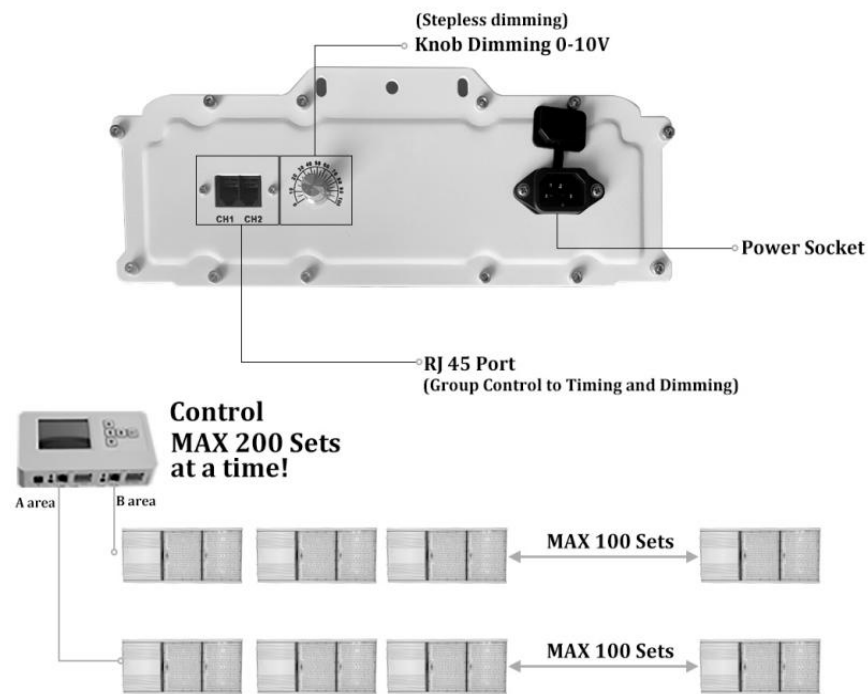
MAXIMUM AC INPUT AMPERAGE

SPECTRUM		AC VOLTAGE	120V	240V	277V
SL8	Indoor	Max AC Input	8.4	4.17	3.61
	Greenhouse	Current	8.4	4.17	3.61

PACKAGING

Fixture	Size(L*W*H)	QTY	Weight
SL8-RO	770*350*245mm	1	17.5kg
SL8-HO	770*350*245mm	1	17.5kg
SL8-CO	770*350*245mm	1	17.5kg

DIMMING METHODS



<p>Step1: Remove the lighting fixtures and accessories from the cardboard box;</p>	
<p>Step2: Fix the adjustable pull rope on the lifting surface;</p>	
<p>Step3: Hang the lamp onto the hooks of four adjustable pull ropes and plug it into the socket to power on;</p>	



Contact muizlux
support@muizlux.com

www.muizlux.com/



RoHS